

# Questionnaire for the design of spring-driven cable reels

**STEMMANN-  
TECHNIK** GmbH

Dept.: Motor Driven Cable Reels  
Niedersachsenstraße 2  
D – 48465 Schüttorf

Ph.: ++49 – (0) 5923 – 81-221  
Fax: ++49 – (0) 5923 – 81-274

Name of company:.....
Industrial sector:.....
Address: .....
.....
Contact person:.....
Telephone: .....
Telefax: .....
e-Mail: .....

## 1. General Information

Number of required spring-driven cable reels ..... \_\_\_\_\_

Travel- resp. hoisting speed ..... \_\_\_\_\_ m/min

Cycles per hour ..... \_\_\_\_\_

Operation hours per day ..... \_\_\_\_\_ h

Mechanical pay-off .....

Manual pay-off .....

Ambient temperature ..... \_\_\_\_\_ °C

## 2. Cable

Cross section of cores ..... \_\_\_\_\_ mm<sup>2</sup>

Number of cores ..... PE + \_\_\_\_\_

Outer diameter ..... \_\_\_\_\_ mm

Weight ..... \_\_\_\_\_ kg/m

## 3. Reel arrangement

3.1 Cable pay-off: horizontally, reel on the movable machine (cf. Fig. 1 and fig. 2)

Centre feeding .....

End feeding .....

Cable length to be reeled .....  $L_w =$  \_\_\_\_\_ m

Mounting height of the reel above fixed cable deposit .....  $h =$  \_\_\_\_\_ m

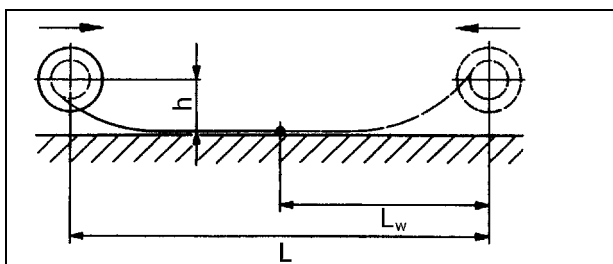


Fig. 1: Centre feeding

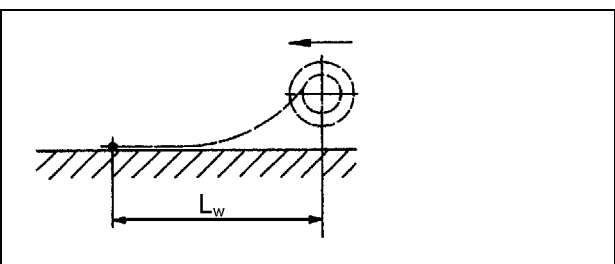


Fig. 2: End feeding

3.2 Cable pay-off vertically downwards (cf. Fig. 3)

Cable length to be reeled .....  $L_w =$  \_\_\_\_\_ m  
 Additionally freely suspending cable length which will not be reeled.....  $L_o =$  \_\_\_\_\_ m




Fig. 3: Hoist operation

3.3 Cable pay-off: horizontally freely tensioned (cf. fig. 4)

Centre feeding .....   
 End feeding .....   
 Cable length to be reeled .....  $L_w =$  \_\_\_\_\_ m  
 Max. admissible cable sag (cf. sketches).....  $f =$  \_\_\_\_\_ m  
 Difference in height spring-driven cable reel – cable fixed point.....  $h =$  \_\_\_\_\_ m

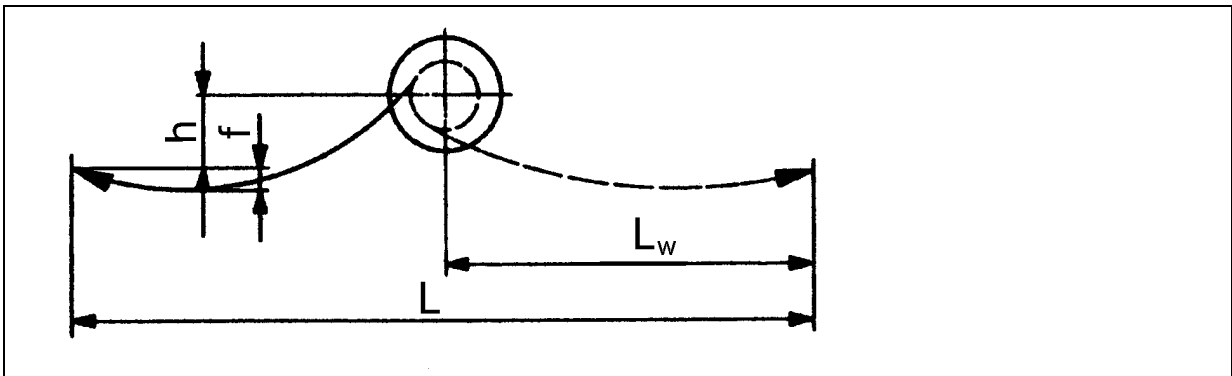


Fig. 4: Cable pay-off freely tensioned